

SKM 400GB176D



SEMITRANS® 3

Trench IGBT Modules

SKM 400GB176D

SKM 400GAL176D

SKM 400GAR176D

Features

- Homogeneous Si
- Trench = Trenchgate technology
- $V_{CE(sat)}$ with positive temperature coefficient
- High short circuit capability, self limiting to $6 \times I_C$

Typical Applications*

- AC inverter drives
- mains 575 - 750 V AC
- Public transport (auxiliary syst.)
- Wind power



GB

GAL

GAR

Absolute Maximum Ratings		$T_{case} = 25^\circ C$, unless otherwise specified			
Symbol	Conditions	Values		Units	
IGBT					
V_{CES}	$T_j = 25^\circ C$	1700		V	
I_C	$T_j = 150^\circ C$	$T_c = 25^\circ C$	430		A
		$T_c = 80^\circ C$	310		A
I_{CRM}	$I_{CRM} = 2 \times I_{Cnom}$	600		A	
V_{GES}		± 20		V	
t_{psc}	$V_{CC} = 1200 V; V_{GE} \leq 20 V; T_j = 125^\circ C$ $V_{CES} < 1700 V$	10		μs	
Inverse Diode					
I_F	$T_j = 150^\circ C$	$T_c = 25^\circ C$	440		A
		$T_c = 80^\circ C$	300		A
I_{FRM}	$I_{FRM} = 2 \times I_{Fnom}$	600		A	
I_{FSM}	$t_p = 10 ms; sin.$	$T_j = 150^\circ C$	2200		A
Freewheeling Diode					
I_F	$T_j = 150^\circ C$	$T_{case} = 25^\circ C$	440		A
		$T_{case} = 80^\circ C$	300		A
I_{FRM}	$I_{FRM} = 2 \times I_{Fnom}$	600		A	
I_{FSM}	$t_p = 10 ms; sin.$	$T_j = 150^\circ C$	2200		A
Module					
$I_{t(RMS)}$		500		A	
T_{vj}		- 40 ... + 150		$^\circ C$	
T_{stg}		- 40 ... + 125		$^\circ C$	
V_{isol}	AC, 1 min.	4000		V	

Characteristics		$T_{case} = 25^\circ C$, unless otherwise specified			
Symbol	Conditions	min.	typ.	max.	Units
IGBT					
$V_{GE(th)}$	$V_{GE} = V_{CES}, I_C = 12 mA$	5,2	5,8	6,4	V
I_{CES}	$V_{GE} = 0 V, V_{CE} = V_{CES}$			4	mA
V_{CE0}		$T_j = 25^\circ C$	1		V
		$T_j = 125^\circ C$	0,9		V
r_{CE}	$V_{GE} = 15 V$	$T_j = 25^\circ C$	3,3		$m\Omega$
		$T_j = 125^\circ C$	5,2		$m\Omega$
$V_{CE(sat)}$	$I_{Cnom} = 300 A, V_{GE} = 15 V$				
		$T_j = 25^\circ C_{chiplev.}$	2		V
		$T_j = 125^\circ C_{chiplev.}$	2,45		V
C_{ies}	$V_{CE} = 25, V_{GE} = 0 V$	$f = 1 MHz$	19,8		nF
C_{oes}			1,1		nF
C_{res}			0,88		nF
Q_G	$V_{GE} = -8V...+15V$	2500		nC	
$t_{d(on)}$	$R_{Gon} = 4 \Omega$	$V_{CC} = 1200V$ $I_C = 300A$	330		ns
t_r			55		ns
E_{on}			170		mJ
$t_{d(off)}$	$R_{Goff} = 4 \Omega$	$T_j = 125^\circ C$ $V_{GE} = \pm 15V$	880		ns
t_f			145		ns
E_{off}			118		mJ
$R_{th(j-c)}$	per IGBT	0,075		K/W	

SKM 400GB176D



SEMITRANS[®] 3

Trench IGBT Modules

SKM 400GB176D

SKM 400GAL176D

SKM 400GAR176D

Features

- Homogeneous Si
- Trench = Trenchgate technology
- $V_{CE(sat)}$ with positive temperature coefficient
- High short circuit capability, self limiting to $6 \times I_C$

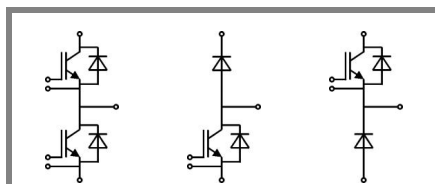
Typical Applications*

- AC inverter drives
- mains 575 - 750 V AC
- Public transport (auxiliary syst.)
- Wind power

Characteristics					
Symbol	Conditions	min.	typ.	max.	Units
Inverse Diode					
$V_F = V_{EC}$	$I_{Fnom} = 300 \text{ A}; V_{GE} = 0 \text{ V}$	$T_j = 25 \text{ }^\circ\text{C}_{chiplev.}$	1,7	1,9	V
		$T_j = 125 \text{ }^\circ\text{C}_{chiplev.}$	1,8	2	V
V_{F0}		$T_j = 25 \text{ }^\circ\text{C}$	1,2	1,4	V
		$T_j = 125 \text{ }^\circ\text{C}$	0,9	1,1	V
r_F		$T_j = 25 \text{ }^\circ\text{C}$	1,7	1,7	m Ω
		$T_j = 125 \text{ }^\circ\text{C}$	3	3	m Ω
I_{RRM}	$I_F = 300 \text{ A}$	$T_j = 125 \text{ }^\circ\text{C}$	418		A
Q_{rr}	$di/dt = 5800 \text{ A}/\mu\text{s}$		117		μC
E_{rr}	$V_{GE} = -15 \text{ V}; V_{CC} = 1200 \text{ V}$		78		mJ
$R_{th(j-c)D}$	per diode			0,125	K/W
FWD					
$V_F = V_{EC}$	$I_{Fnom} = 300 \text{ A}; V_{GE} = 0 \text{ V}$	$T_j = 25 \text{ }^\circ\text{C}_{chiplev.}$	1,7	1,9	V
		$T_j = 125 \text{ }^\circ\text{C}_{chiplev.}$	1,8	2	V
V_{F0}		$T_j = 25 \text{ }^\circ\text{C}$	1,2	1,4	V
		$T_j = 125 \text{ }^\circ\text{C}$	0,9	1,1	V
r_F		$T_j = 25 \text{ }^\circ\text{C}$	1,7	1,7	V
		$T_j = 125 \text{ }^\circ\text{C}$	3	3	V
I_{RRM}	$I_F = 300 \text{ A}$	$T_j = 125 \text{ }^\circ\text{C}$	418		A
Q_{rr}	$di/dt = 5800 \text{ A}/\mu\text{s}$		117		μC
E_{rr}	$V_{GE} = -15 \text{ V}; V_{CC} = 1200 \text{ V}$		78		mJ
$R_{th(j-c)FD}$	per diode			0,125	K/W
Module					
L_{CE}			15	20	nH
$R_{CC'+EE'}$	res., terminal-chip	$T_{case} = 25 \text{ }^\circ\text{C}$	0,35		m Ω
		$T_{case} = 125 \text{ }^\circ\text{C}$	0,5		m Ω
$R_{th(c-s)}$	per module			0,038	K/W
M_s	to heat sink M6		3	5	Nm
M_t	to terminals M6		2,5	5	Nm
w				325	g

This is an electrostatic discharge sensitive device (ESDS), international standard IEC 60747-1, Chapter IX.

* The specifications of our components may not be considered as an assurance of component characteristics. Components have to be tested for the respective application. Adjustments may be necessary. The use of SEMIKRON products in life support appliances and systems is subject to prior specification and written approval by SEMIKRON. We therefore strongly recommend prior consultation of our staff.




GB

GAL

GAR

SKM 400GB176D



SEMITRANS® 3

Trench IGBT Modules

SKM 400GB176D

SKM 400GAL176D

SKM 400GAR176D

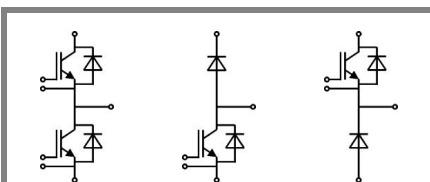
Features

- Homogeneous Si
- Trench = Trenchgate technology
- $V_{CE(sat)}$ with positive temperature coefficient
- High short circuit capability, self limiting to $6 \times I_C$

Typical Applications*

- AC inverter drives
- mains 575 - 750 V AC
- Public transport (auxiliary syst.)
- Wind power

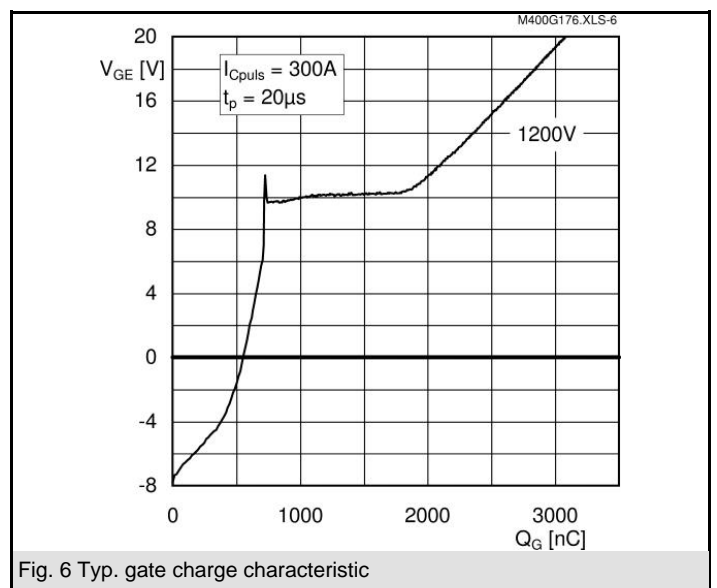
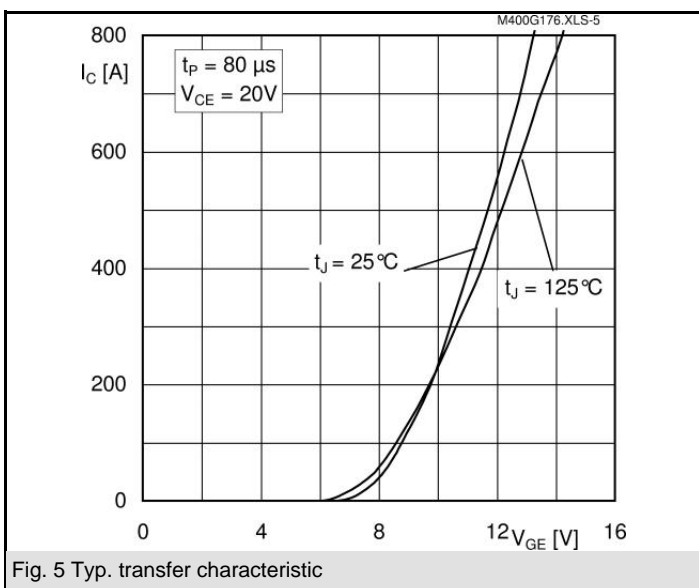
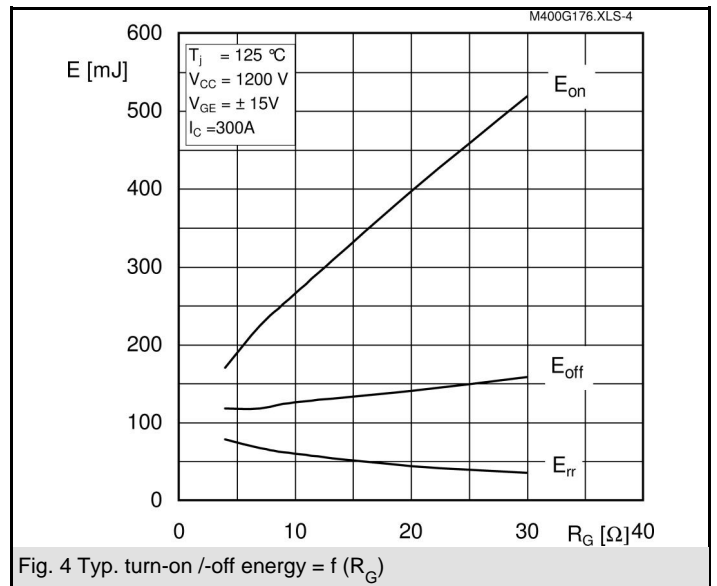
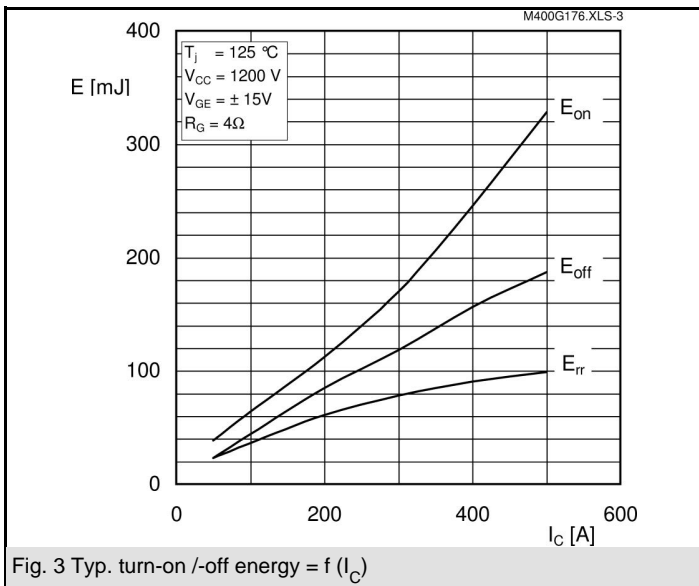
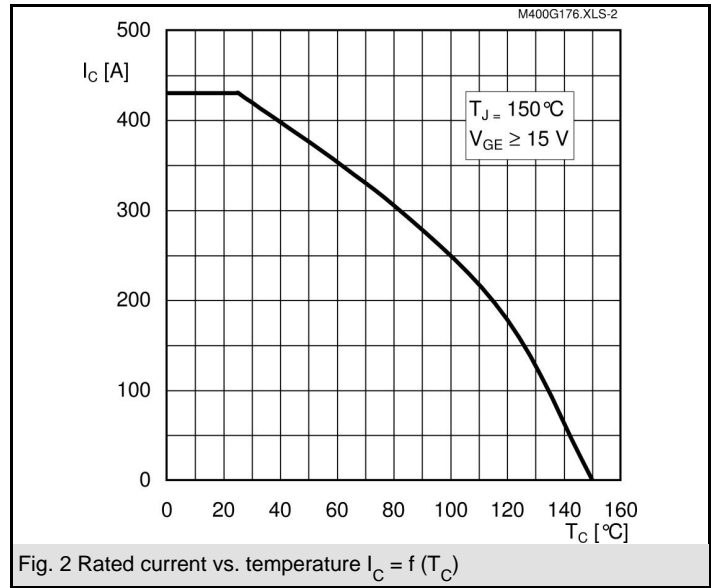
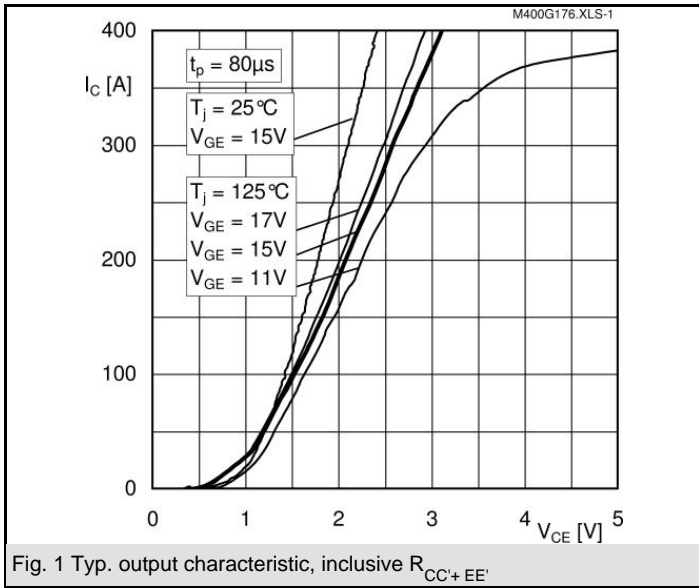
Z_{th}		Conditions	Values	Units
$Z_{th(j-c)I}$				
$R_{\theta j-c}$		$i = 1$	52	mk/W
$R_{\theta j-c}$		$i = 2$	18	mk/W
$R_{\theta j-c}$		$i = 3$	4,6	mk/W
$R_{\theta j-c}$		$i = 4$	0,4	mk/W
$\tau_{th(j-c)}$		$i = 1$	0,0569	s
$\tau_{th(j-c)}$		$i = 2$	0,0122	s
$\tau_{th(j-c)}$		$i = 3$	0,002	s
$\tau_{th(j-c)}$		$i = 4$	0,02	s
$Z_{th(j-c)D}$				
$R_{\theta j-c}$		$i = 1$	85	mk/W
$R_{\theta j-c}$		$i = 2$	28	mk/W
$R_{\theta j-c}$		$i = 3$	10,5	mk/W
$R_{\theta j-c}$		$i = 4$	1,5	mk/W
$\tau_{th(j-c)}$		$i = 1$	0,054	s
$\tau_{th(j-c)}$		$i = 2$	0,0075	s
$\tau_{th(j-c)}$		$i = 3$	0,0018	s
$\tau_{th(j-c)}$		$i = 4$	0,0002	s

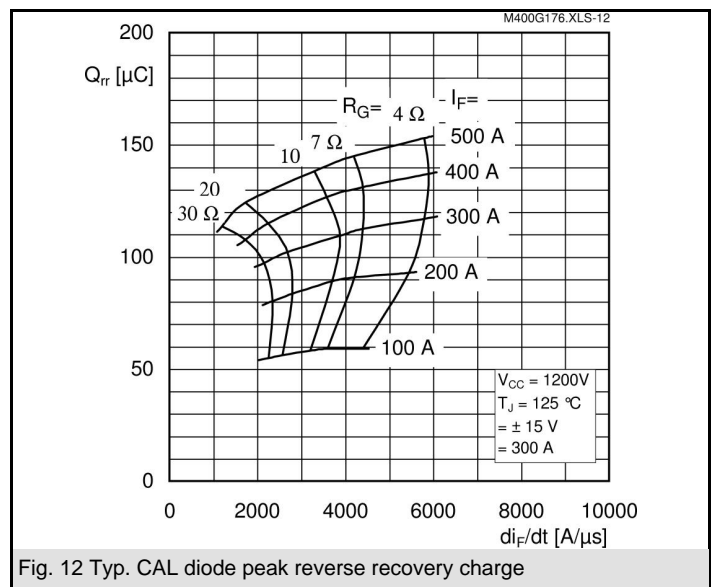
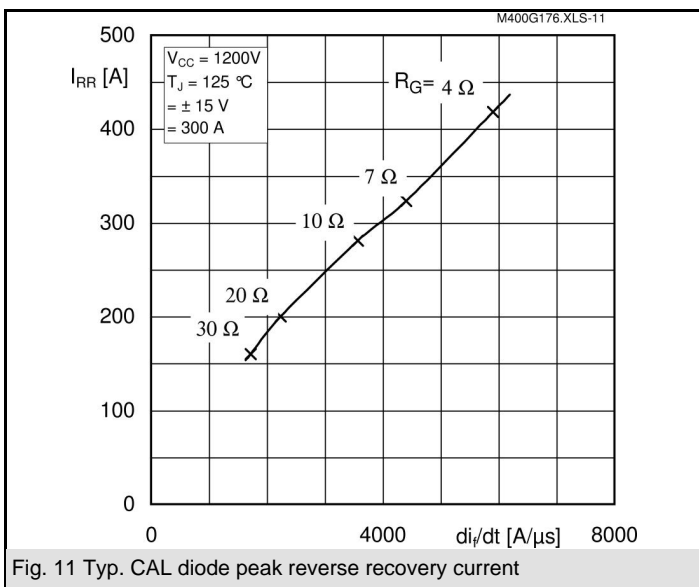
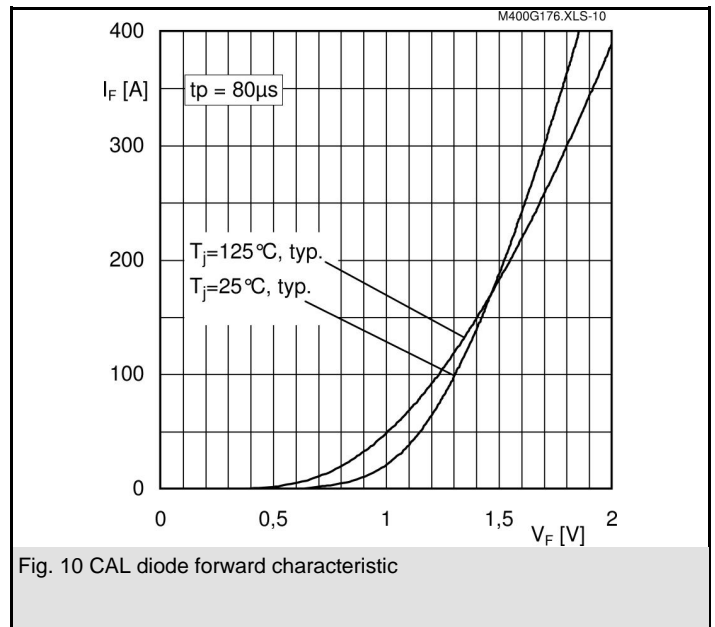
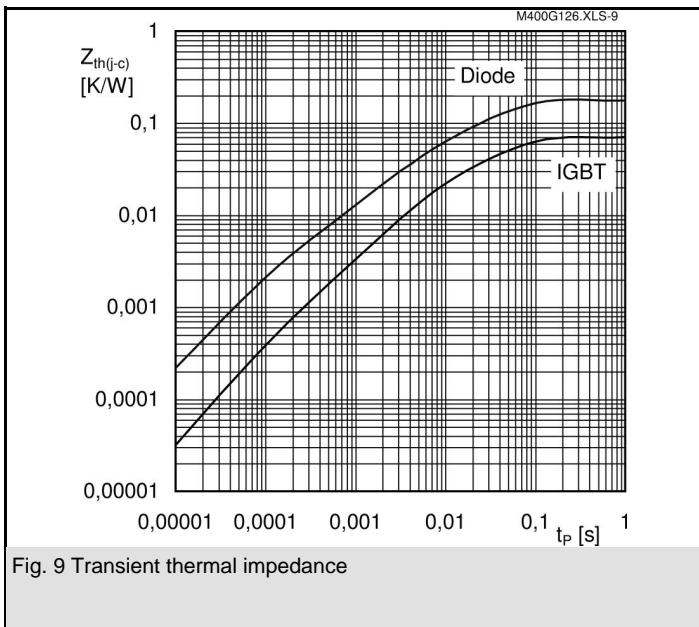
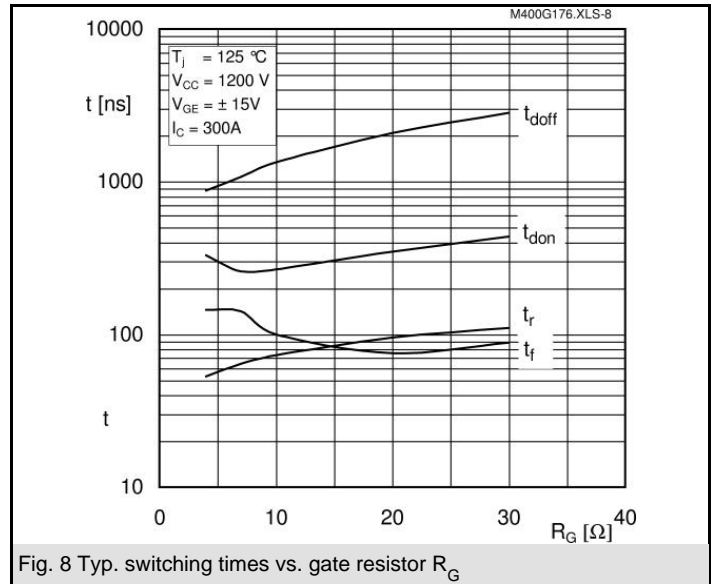
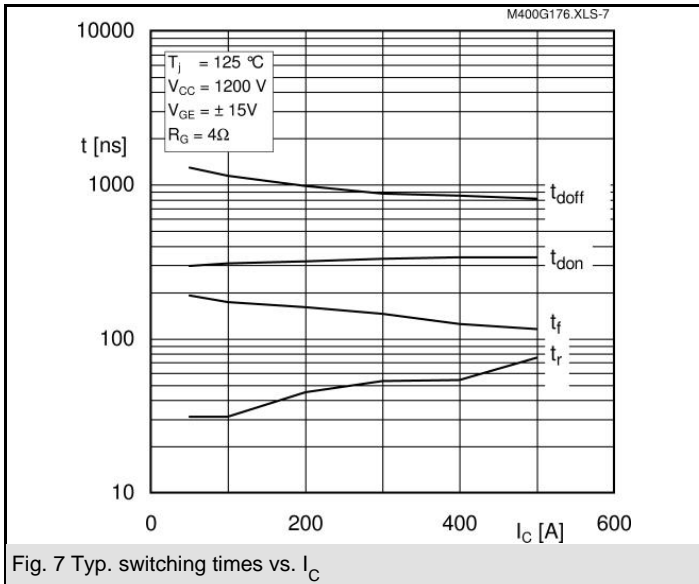


GB

GAL

GAR





SKM 400GB176D

UL Recognized

CASED56

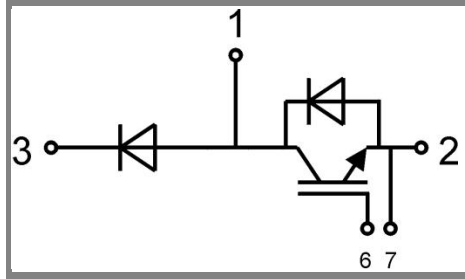
File no. 63 532



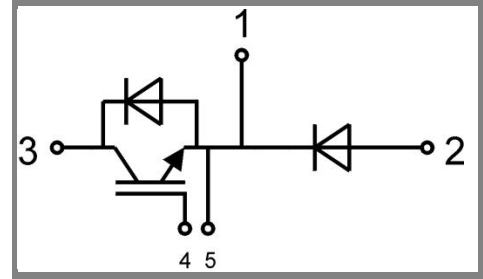
Case D 56



GB Case D56



GAL Case D57



GAR Case D58