

SKM 300GB123D



SEMITRANS® 3

IGBT Modules

SKM 300GB123D

SKM 300GAL123D

SKM 300GAR123D

Features

- MOS input (voltage controlled)
- N channel , Homogeneous Si
- Low inductance case
- Very low tail current with low temperature dependence
- High short circuit capability, self limiting to $6 \times I_{Cnom}$
- Latch-up free
- Fast & soft inverse CAL diodes
- Isolated copper baseplate using DCB Direct Copper Bonding Technology
- Large clearance (12 mm) and creepage distance (20 mm)

Typical Applications*

- AC inverter drives
- UPS



GB

GAL

GAR

Absolute Maximum Ratings		$T_c = 25^\circ\text{C}$, unless otherwise specified		
Symbol	Conditions	Values		Units
IGBT				
V_{CES}	$T_j = 25^\circ\text{C}$	1200		V
I_C	$T_j = 150^\circ\text{C}$	$T_{case} = 25^\circ\text{C}$	300	A
		$T_{case} = 80^\circ\text{C}$	220	A
I_{CRM}	$I_{CRM} = 2 \times I_{Cnom}$	400		A
V_{GES}		± 20		V
t_{psc}	$V_{CC} = 600\text{ V}; V_{GE} \leq 20\text{ V}; T_j = 125^\circ\text{C}$ $V_{CES} < 1200\text{ V}$	10		μs
Inverse Diode				
I_F	$T_j = 150^\circ\text{C}$	$T_{case} = 25^\circ\text{C}$	260	A
		$T_{case} = 80^\circ\text{C}$	180	A
I_{FRM}	$I_{FRM} = 2 \times I_{Fnom}$	400		A
I_{FSM}	$t_p = 10\text{ ms}; \sin.$	$T_j = 150^\circ\text{C}$	2200	A
Freewheeling Diode				
I_F	$T_j = 150^\circ\text{C}$	$T_{case} = 25^\circ\text{C}$	350	A
		$T_{case} = 80^\circ\text{C}$	230	A
I_{FRM}	$I_{FRM} = 2 \times I_{Fnom}$	600		A
I_{FSM}	$t_p = 10\text{ ms}; \sin$	$T_j = 150^\circ\text{C}$	2900	A
Module				
$I_{t(RMS)}$		500		A
T_{vj}		- 40...+ 150		$^\circ\text{C}$
T_{stg}		- 40...+ 125		$^\circ\text{C}$
V_{isol}	AC, 1 min.	2500		V

Characteristics		$T_c = 25^\circ\text{C}$, unless otherwise specified			
Symbol	Conditions	min.	typ.	max.	Units
IGBT					
$V_{GE(th)}$	$V_{GE} = V_{CE}, I_C = 8\text{ mA}$	4,5	5,5	6,5	V
I_{CES}	$V_{GE} = 0\text{ V}, V_{CE} = V_{CES}$		0,1	0,3	mA
V_{CE0}		$T_j = 25^\circ\text{C}$	1,4	1,6	V
		$T_j = 125^\circ\text{C}$	1,6	1,8	V
r_{CE}	$V_{GE} = 15\text{ V}$	$T_j = 25^\circ\text{C}$	5,5	7	m Ω
		$T_j = 125^\circ\text{C}$	7,5	9,5	m Ω
$V_{CE(sat)}$	$I_{Cnom} = 200\text{ A}, V_{GE} = 15\text{ V}$	$T_j = 25^\circ\text{C}_{chiplev.}$	2,5	3	V
		$T_j = 125^\circ\text{C}_{chiplev.}$	3,1	3,7	V
C_{ies}	$V_{CE} = 25, V_{GE} = 0\text{ V}$	$f = 1\text{ MHz}$	18	24	nF
C_{oes}			2,5	3,2	nF
C_{res}			1	1,3	nF
Q_G	-8V - +20V	2000		nC	
R_{Gint}	$T_j = ^\circ\text{C}$	2,5		Ω	
$t_{d(on)}$	$R_{Gon} = 4,7\ \Omega$	$V_{CC} = 600\text{ V}$ $I_C = 200\text{ A}$ $T_j = 125^\circ\text{C}$	250	400	ns
			90	160	ns
E_{on}	$R_{Goff} = 4,7\ \Omega$		28		mJ
$t_{d(off)}$			550	700	ns
t_f			70	100	ns
E_{off}			26		mJ
$R_{th(j-c)}$	per IGBT			0,075	K/W

SKM 300GB123D



SEMITRANS® 3

IGBT Modules

SKM 300GB123D

SKM 300GAL123D

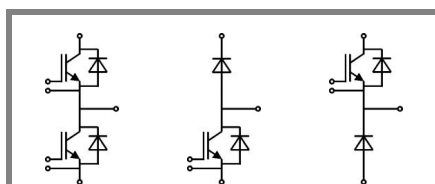
SKM 300GAR123D

Features

- MOS input (voltage controlled)
- N channel , Homogeneous Si
- Low inductance case
- Very low tail current with low temperature dependence
- High short circuit capability, self limiting to $6 \times I_{cnom}$
- Latch-up free
- Fast & soft inverse CAL diodes
- Isolated copper baseplate using DCB Direct Copper Bonding Technology
- Large clearance (12 mm) and creepage distance (20 mm)

Typical Applications*

- AC inverter drives
- UPS



GB

GAL

GAR

Characteristics					
Symbol	Conditions	min.	typ.	max.	Units
Inverse Diode					
$V_F = V_{EC}$	$I_{Fnom} = 200 \text{ A}; V_{GE} = 0 \text{ V}$		2	2,5	V
V_{F0}			1,1	1,2	V
					V
r_F			4,5	6,5	mΩ
					mΩ
I_{RRM}	$I_F = 200 \text{ A}$		105		A
Q_{rr}	$di/dt = 4000 \text{ A}/\mu\text{s}$		10		μC
E_{rr}	$V_{GE} = 0 \text{ V}; V_{CC} = 600 \text{ V}$				mJ
$R_{th(j-c)D}$	per diode			0,18	K/W
Freewheeling Diode					
$V_F = V_{EC}$	$I_{Fnom} = 300 \text{ A}; V_{GE} = 0 \text{ V}$		2	2,5	V
V_{F0}			1,1	1,2	V
					V
r_F			3	4,3	V
					V
I_{RRM}	$I_F = 200 \text{ A}$		140		A
Q_{rr}	$di/dt = 3500 \text{ A}/\mu\text{s}$		34		μC
E_{rr}	$V_{GE} = 0 \text{ V}; V_{CC} = 600 \text{ V}$				mJ
$R_{th(j-c)FD}$	per diode			0,15	K/W
Module					
L_{CE}			15	20	nH
R_{CC+EE}	res., terminal-chip	$T_{case} = 25 \text{ °C}$	0,35		mΩ
		$T_{case} = 125 \text{ °C}$	0,5		mΩ
$R_{th(c-s)}$	per module			0,038	K/W
M_s	to heat sink M6	3		5	Nm
M_t	to terminals M6	2,5		5	Nm
w				325	g

This is an electrostatic discharge sensitive device (ESDS), international standard IEC 60747-1, Chapter IX.

* The specifications of our components may not be considered as an assurance of component characteristics. Components have to be tested for the respective application. Adjustments may be necessary. The use of SEMIKRON products in life support appliances and systems is subject to prior specification and written approval by SEMIKRON. We therefore strongly recommend prior consultation of our personal.

SKM 300GB123D



SEMITRANS® 3

IGBT Modules

SKM 300GB123D

SKM 300GAL123D

SKM 300GAR123D

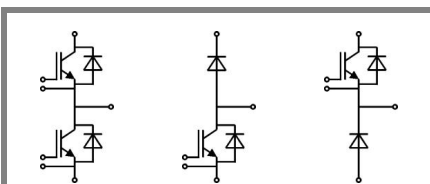
Features

- MOS input (voltage controlled)
- N channel , Homogeneous Si
- Low inductance case
- Very low tail current with low temperature dependence
- High short circuit capability, self limiting to $6 \times I_{cnom}$
- Latch-up free
- Fast & soft inverse CAL diodes
- Isolated copper baseplate using DCB Direct Copper Bonding Technology
- Large clearance (12 mm) and creepage distance (20 mm)

Typical Applications*

- AC inverter drives
- UPS

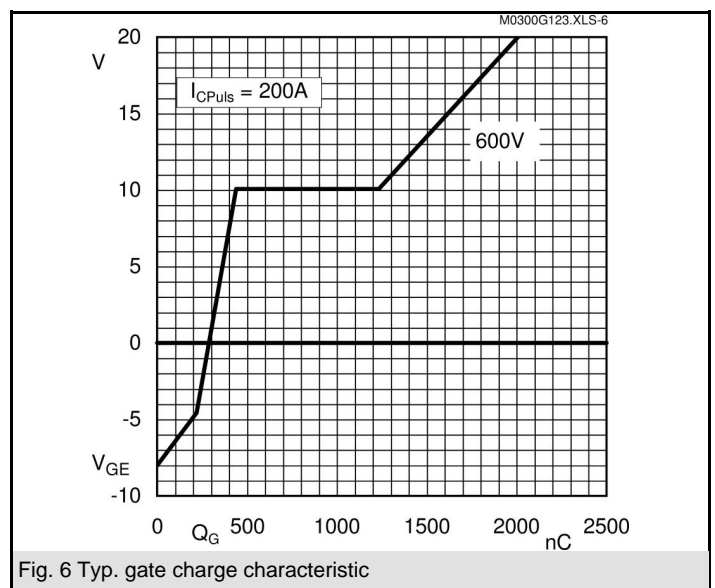
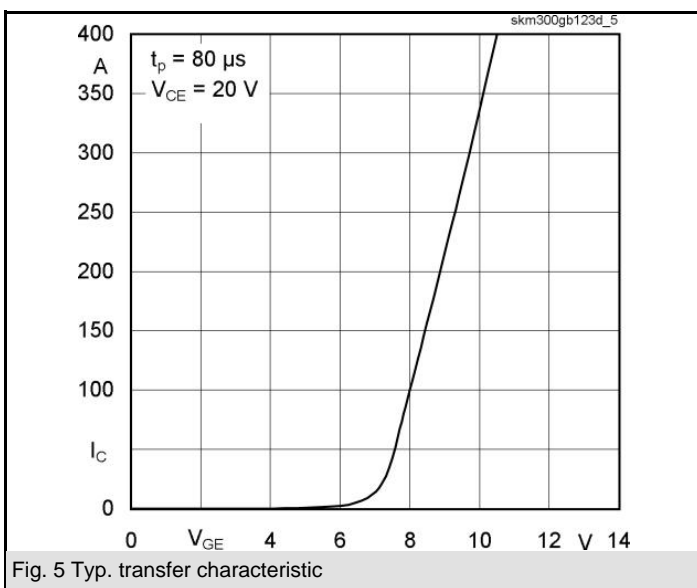
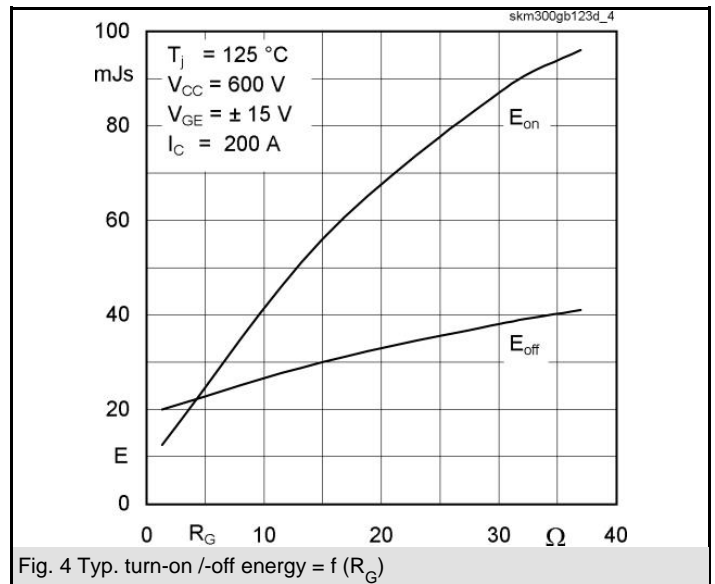
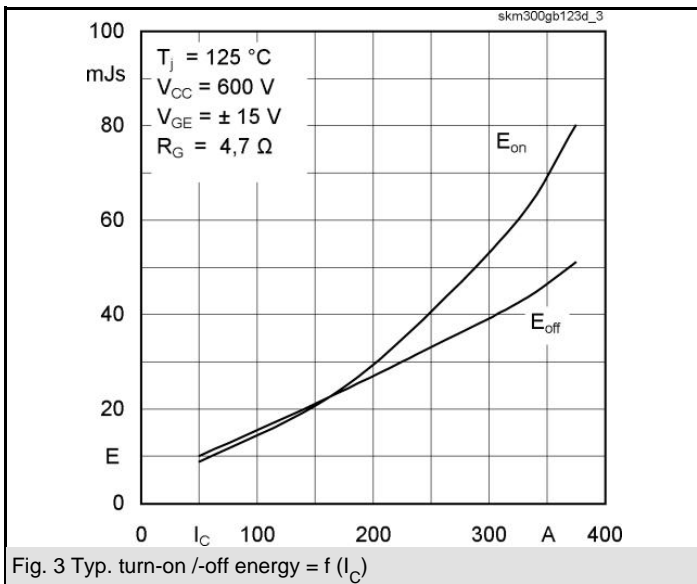
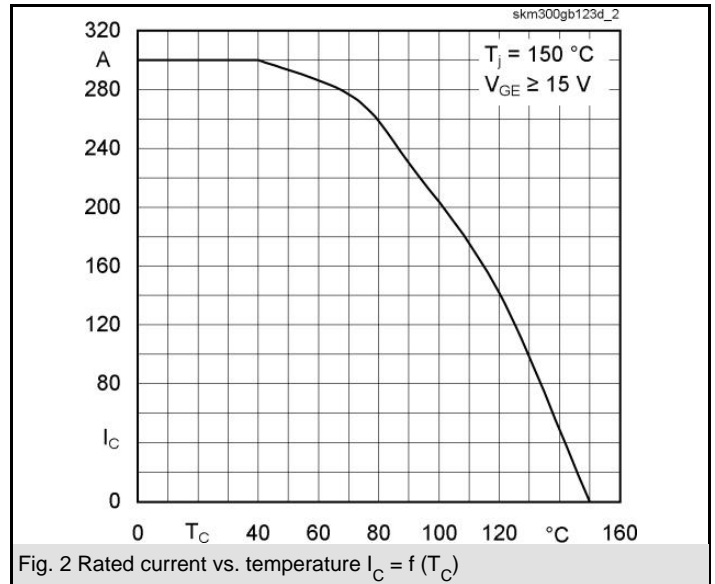
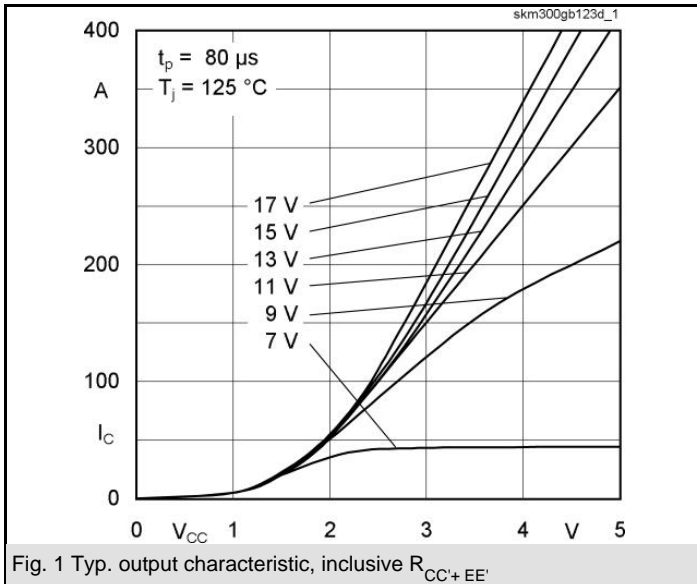
Z_{th}		Conditions	Values	Units
$Z_{th(j-c)I}$				
R_{θ}	$i = 1$		53	mk/W
R_{θ}	$i = 2$		18,5	mk/W
R_{θ}	$i = 3$		3,1	mk/W
R_{θ}	$i = 4$		0,4	mk/W
τ_{θ}	$i = 1$		0,04	s
τ_{θ}	$i = 2$		0,0189	s
τ_{θ}	$i = 3$		0,0017	s
τ_{θ}	$i = 4$		0,003	s
$Z_{th(j-c)D}$				
R_{θ}	$i = 1$		0,1151	mk/W
R_{θ}	$i = 2$		0,0525	mk/W
R_{θ}	$i = 3$		0,0111	mk/W
R_{θ}	$i = 4$		0,0022	mk/W
τ_{θ}	$i = 1$		0,0366	s
τ_{θ}	$i = 2$		0,0113	s
τ_{θ}	$i = 3$		0,003	s
τ_{θ}	$i = 4$		0,0002	s

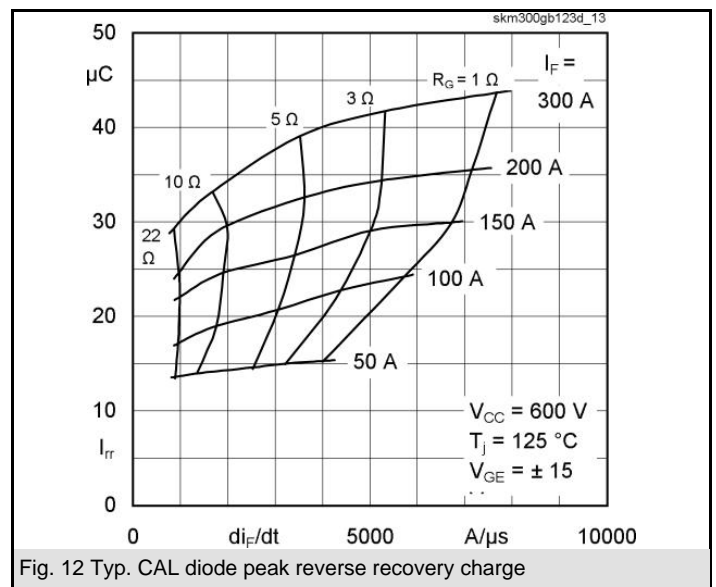
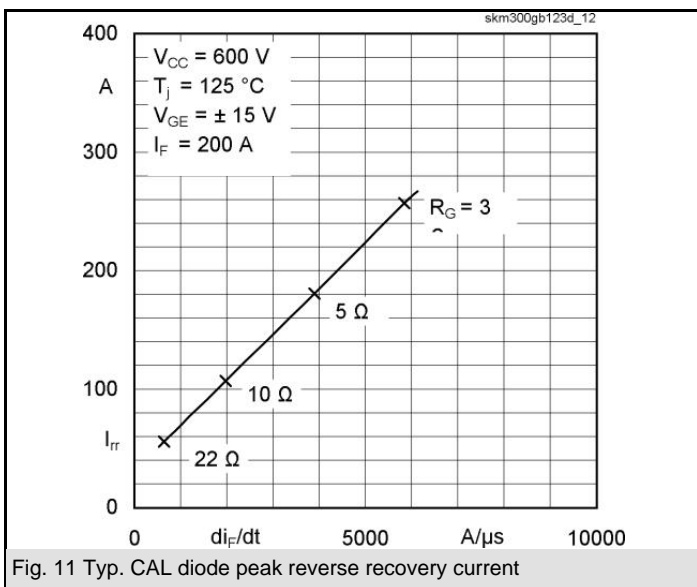
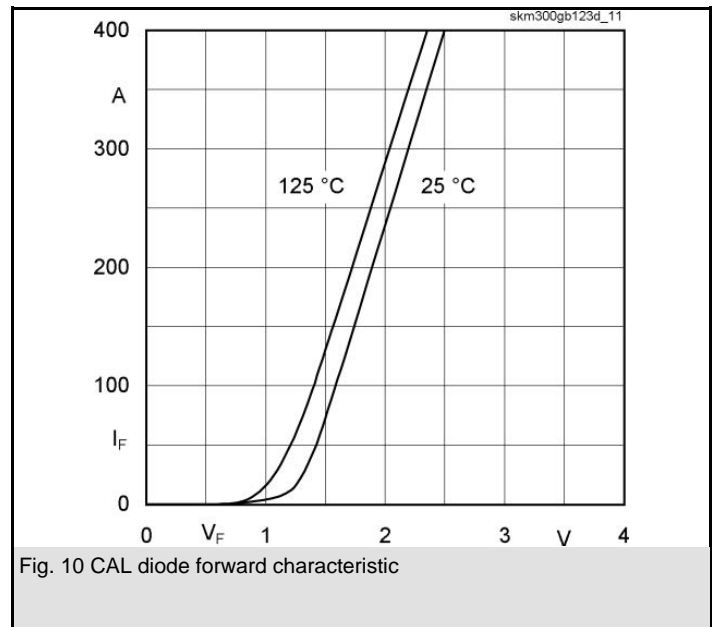
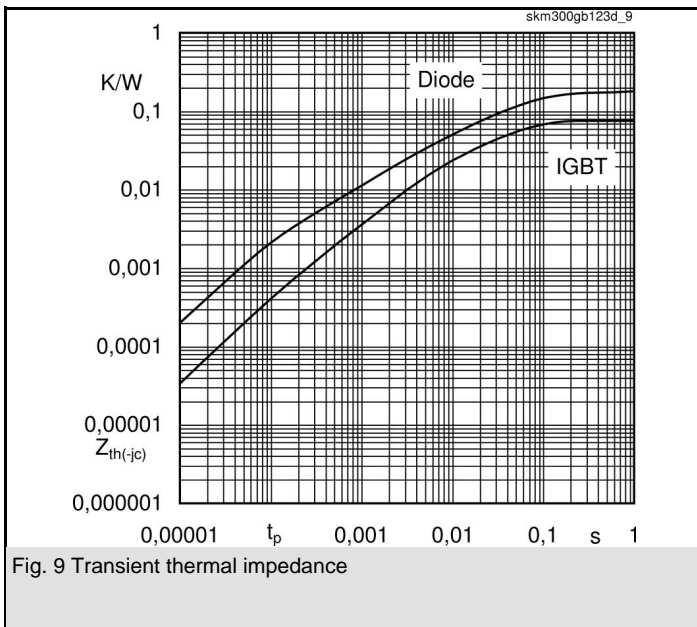
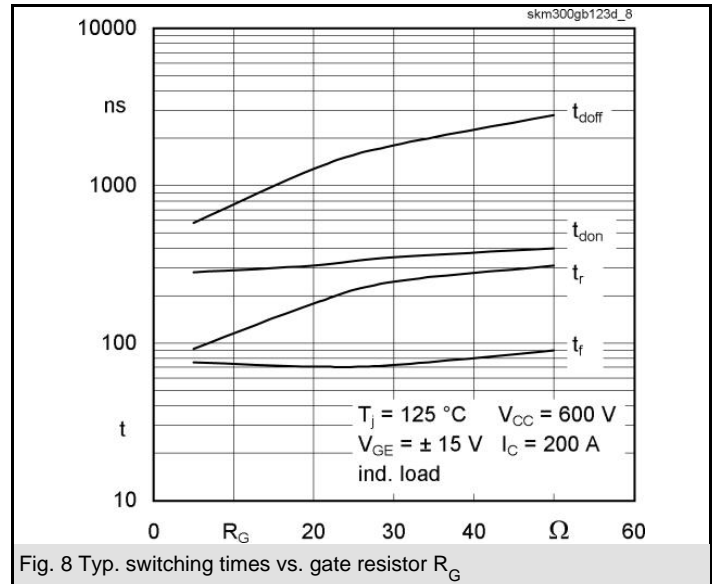
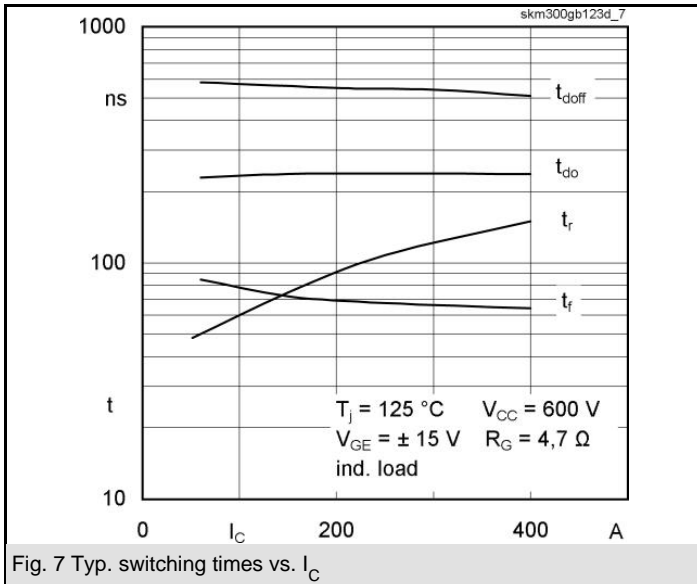


GB

GAL

GAR





SKM 300GB123D

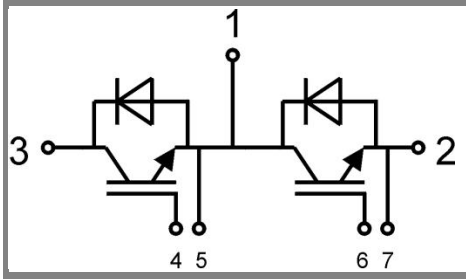
UL Recognized

CASED56

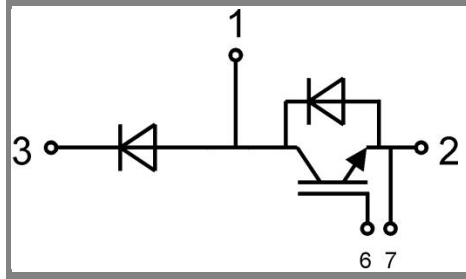
File 63 532



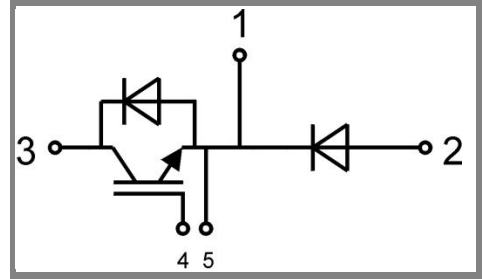
Case D 56



GB Case D 56



GAL Case D 57 (→ D 56)



GAR Case D 58 (→ D 56)