

SKM200GAL12E4



SEMITRANS®3

IGBT4 Modules

SKM200GAL12E4

Features

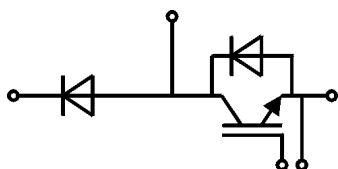
- IGBT4 = 4. Generation (Trench)IGBT
- VCEsat with positive temperature coefficient
- High short circuit capability, self limiting to $6 \times I_{CNOM}$
- Soft switching 4. Generation CAL diode (CAL4)

Typical Applications

- DC/DC – converter
- Brake chopper
- Switched reluctance motor
- DC – motor

Remarks

- Case temperature limited to $T_c = 125^\circ\text{C}$ max, recomm.
 $T_{op} = -40 \dots +150^\circ\text{C}$, product rel. results valid for $T_j = 150^\circ$



GAL

Absolute Maximum Ratings

Symbol	Conditions	Values	Unit	
IGBT				
V_{CES}		1200	V	
I_C	$T_j = 175^\circ\text{C}$	$T_c = 25^\circ\text{C}$	314	A
		$T_c = 80^\circ\text{C}$	242	A
I_{Cnom}		200	A	
I_{CRM}	$I_{CRM} = 3 \times I_{Cnom}$	600	A	
V_{GES}		-20 ... 20	V	
t_{psc}	$V_{CC} = 800\text{ V}$ $V_{GE} \leq 15\text{ V}$ $V_{CES} \leq 1200\text{ V}$	$T_j = 150^\circ\text{C}$	10	μs
T_j		-40 ... 175	$^\circ\text{C}$	
Inverse diode				
I_F	$T_j = 175^\circ\text{C}$	$T_c = 25^\circ\text{C}$	229	A
		$T_c = 80^\circ\text{C}$	172	A
I_{Fnom}		200	A	
I_{FRM}	$I_{FRM} = 3 \times I_{Fnom}$	600	A	
I_{FSM}	$t_p = 10\text{ ms, sin } 180^\circ, T_j = 25^\circ\text{C}$	990	A	
T_j		-40 ... 175	$^\circ\text{C}$	
Freewheeling diode				
I_F	$T_j = 175^\circ\text{C}$	$T_c = 25^\circ\text{C}$	229	A
		$T_c = 80^\circ\text{C}$	172	A
I_{Fnom}		200	A	
I_{FRM}	$I_{FRM} = 3 \times I_{Fnom}$	600	A	
I_{FSM}	$t_p = 10\text{ ms, sin } 180^\circ, T_j = 25^\circ\text{C}$	990	A	
T_j		-40 ... 175	$^\circ\text{C}$	
Module				
$I_{t(RMS)}$		500	A	
T_{stg}		-40 ... 125	$^\circ\text{C}$	
V_{isol}	AC sinus 50Hz, $t = 1\text{ min}$	4000	V	

Characteristics

Symbol	Conditions	min.	typ.	max.	Unit
IGBT					
$V_{CE(sat)}$	$I_C = 200\text{ A}$ $V_{GE} = 15\text{ V}$ chipelevel	$T_j = 25^\circ\text{C}$	1.8	2.05	V
		$T_j = 150^\circ\text{C}$	2.2	2.4	V
V_{CE0}		$T_j = 25^\circ\text{C}$	0.8	0.9	V
		$T_j = 150^\circ\text{C}$	0.7	0.8	V
r_{CE}	$V_{GE} = 15\text{ V}$	$T_j = 25^\circ\text{C}$	5.0	5.8	$\text{m}\Omega$
		$T_j = 150^\circ\text{C}$	7.5	8.0	$\text{m}\Omega$
$V_{GE(th)}$	$V_{GE} = V_{CE}, I_C = 7.6\text{ mA}$	5	5.8	6.5	V
I_{CES}	$V_{GE} = 0\text{ V}$ $V_{CE} = 1200\text{ V}$	$T_j = 25^\circ\text{C}$	0.1	0.3	mA
		$T_j = 150^\circ\text{C}$			mA
C_{ies}	$V_{CE} = 25\text{ V}$		12.3		nF
C_{oes}	$V_{GE} = 0\text{ V}$		0.81		nF
C_{res}			0.69		nF
Q_G	$V_{GE} = -8\text{ V} \dots +15\text{ V}$		1130		nC
R_{Gint}	$T_j = 25^\circ\text{C}$		3.8		Ω



SEMITRANS®3

IGBT4 Modules

SKM200GAL12E4

Features

- IGBT4 = 4. Generation (Trench)IGBT
- VCEsat with positive temperature coefficient
- High short circuit capability, self limiting to 6 x I_{CNOM}
- Soft switching 4. Generation CAL diode (CAL4)

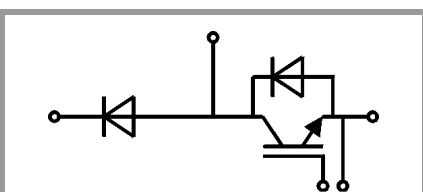
Typical Applications

- DC/DC – converter
- Brake chopper
- Switched reluctance motor
- DC – motor

Remarks

- Case temperature limited to T_c = 125°C max, recomm.
T_{op} = -40 ... +150°C, product rel. results valid for T_j = 150°

Characteristics						
Symbol	Conditions		min.	typ.	max.	Unit
t _{d(on)}	V _{CC} = 600 V	T _j = 150 °C		204		ns
t _r	I _C = 200 A	T _j = 150 °C		40		ns
E _{on}	V _{GE} = ±15 V	T _j = 150 °C		21		mJ
t _{d(off)}	R _{G on} = 1 Ω	T _j = 150 °C		490		ns
t _f	R _{G off} = 1 Ω	T _j = 150 °C		107		ns
E _{off}	di/dt _{on} = 5500 A/μs	T _j = 150 °C		27		mJ
R _{th(j-c)}	per IGBT				0.14	K/W
Inverse diode						
V _F = V _{EC}	I _F = 200 A	T _j = 25 °C		2.2	2.52	V
	V _{GE} = 0 V	T _j = 150 °C		2.15	2.47	V
	chip					
V _{F0}		T _j = 25 °C		1.3	1.5	V
		T _j = 150 °C		0.9	1.1	V
r _F		T _j = 25 °C		4.5	5.1	mΩ
		T _j = 150 °C		6.3	6.8	mΩ
I _{RRM}	I _F = 200 A	T _j = 150 °C		174		A
Q _{rr}	di/dt _{off} = 4450 A/μs	T _j = 150 °C		33		μC
E _{rr}	V _{GE} = ±15 V	T _j = 150 °C		13		mJ
	V _{CC} = 600 V					
R _{th(j-c)}	per diode				0.26	K/W
Freewheeling diode						
V _F = V _{EC}	I _F = 200 A	T _j = 25 °C		2.2	2.52	V
	V _{GE} = 0 V	T _j = 150 °C		2.15	2.47	V
	chip					
V _{F0}		T _j = 25 °C		1.3	1.5	V
		T _j = 150 °C		0.9	1.1	V
r _F		T _j = 25 °C		4.5	5.1	mΩ
		T _j = 150 °C		6.3	6.8	mΩ
I _{RRM}	I _F = 200 A	T _j = 150 °C		174		A
Q _{rr}	di/dt _{off} = 4450 A/μs	T _j = 150 °C		33.1		μC
E _{rr}	V _{GE} = ±15 V	T _j = 150 °C		13		mJ
	V _{CC} = 600 V					
R _{th(j-c)}	per Diode				0.26	K/W
Module						
L _{CE}				15	20	nH
R _{CC+EE'}	terminal-chip	T _C = 25 °C		0.25		mΩ
		T _C = 125 °C		0.5		mΩ
R _{th(c-s)}	per module			0.02	0.038	K/W
M _s	to heat sink M6		3		5	Nm
M _t		to terminals M6	2.5		5	Nm
						Nm
w					325	g



GAL

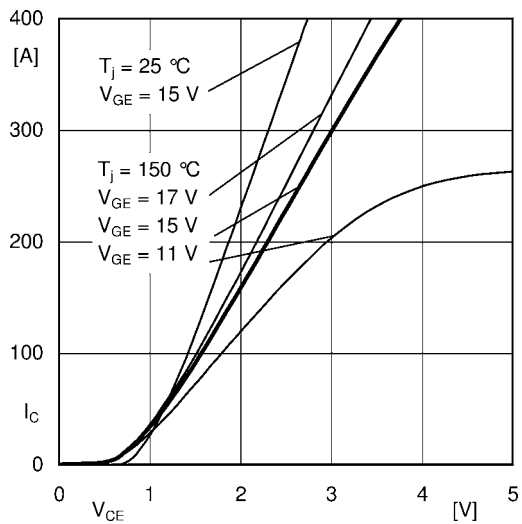


Fig. 1: Typ. output characteristic, inclusive $R_{CC'+EE'}$

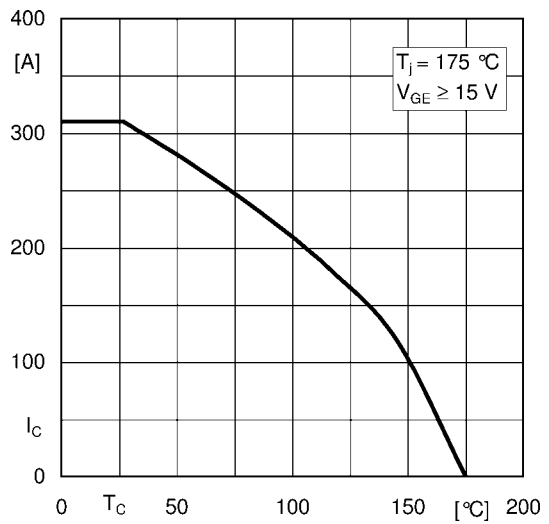


Fig. 2: Rated current vs. temperature $I_C = f(T_C)$

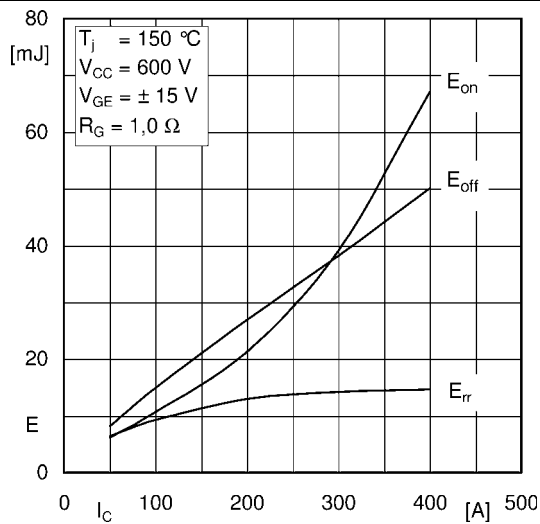


Fig. 3: Typ. turn-on /-off energy = $f(I_C)$

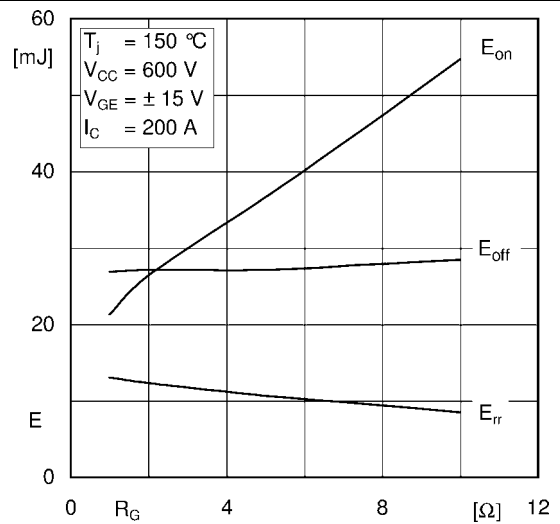


Fig. 4: Typ. turn-on /-off energy = $f(R_G)$

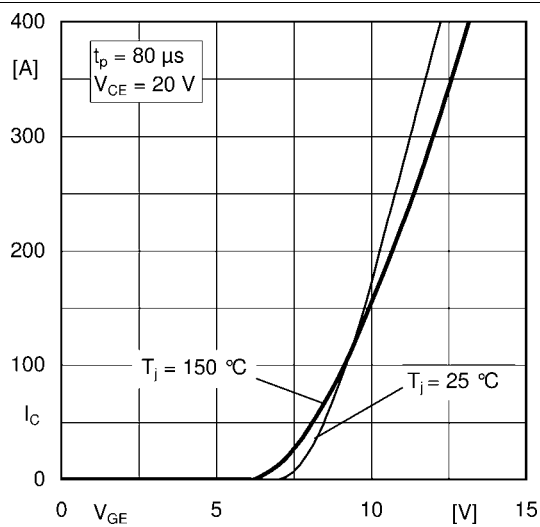


Fig. 5: Typ. transfer characteristic

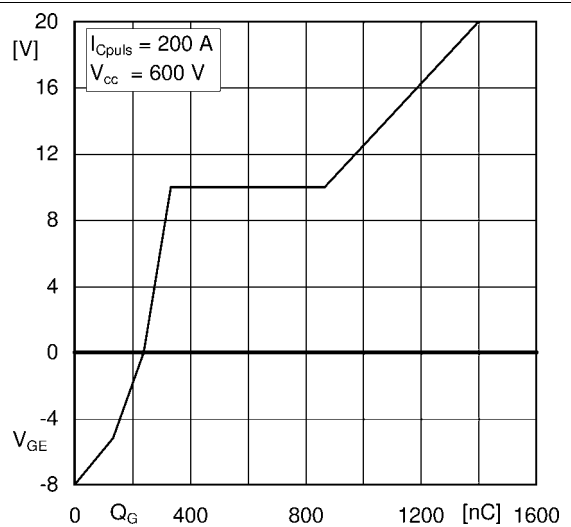


Fig. 6: Typ. gate charge characteristic

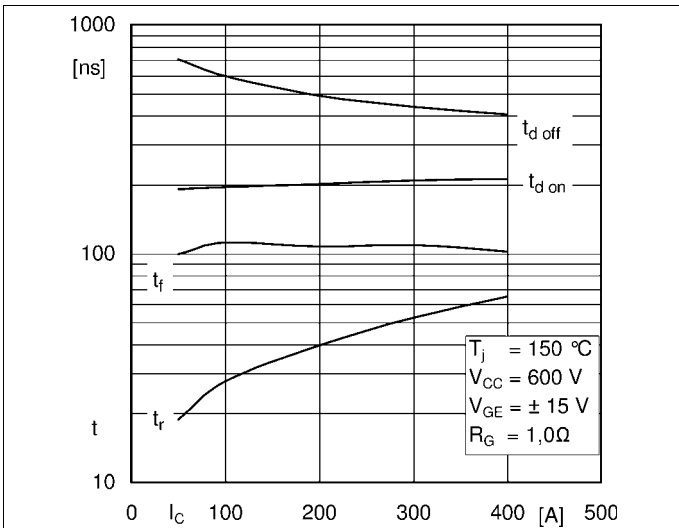


Fig. 7: Typ. switching times vs. I_C

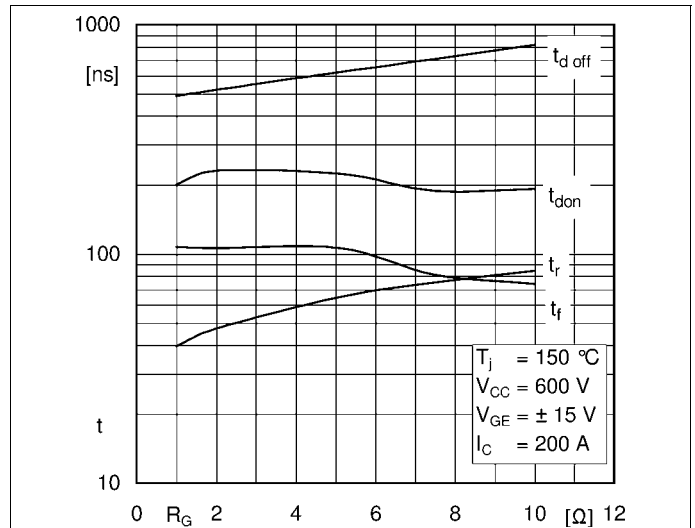


Fig. 8: Typ. switching times vs. gate resistor R_G

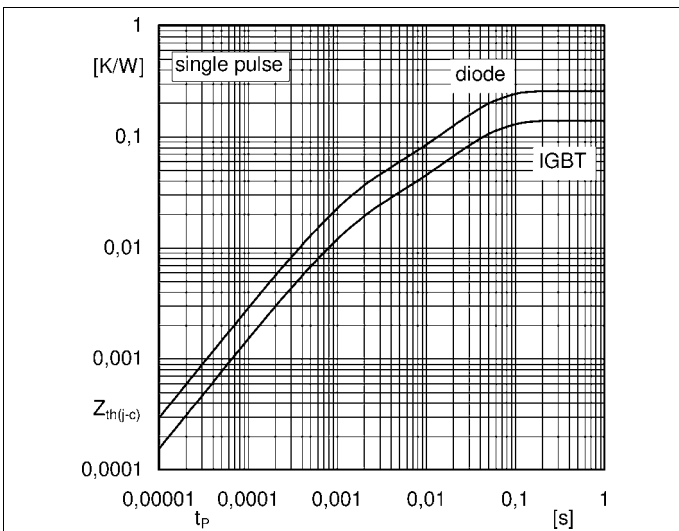


Fig. 9: Transient thermal impedance

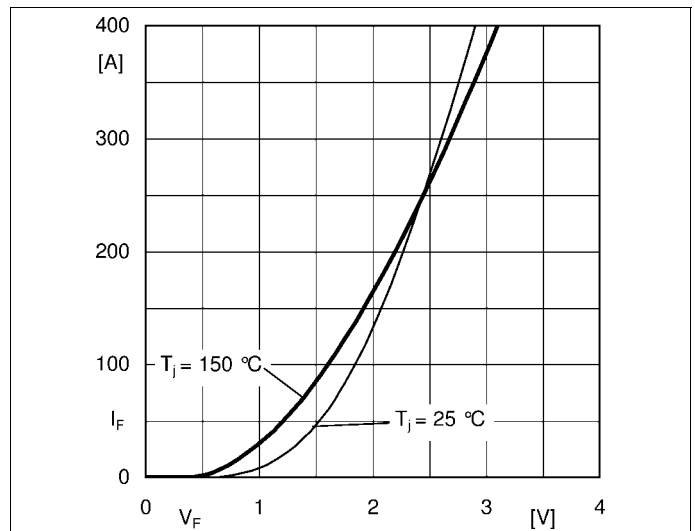


Fig. 10: CAL diode forward characteristic

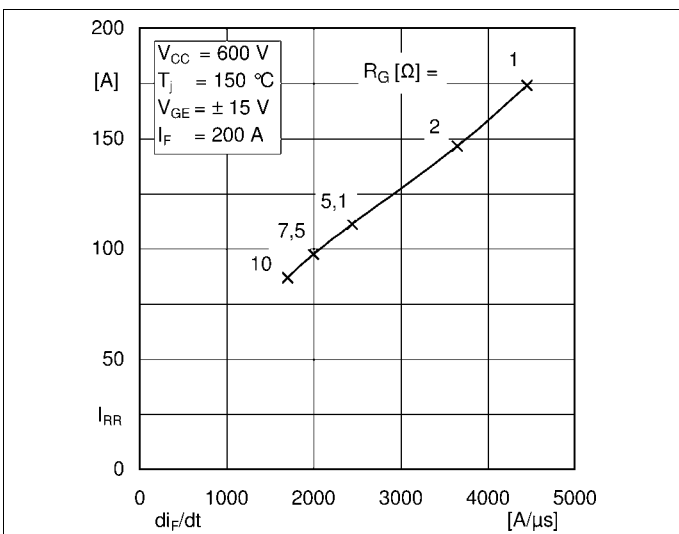


Fig. 11: CAL diode peak reverse recovery current

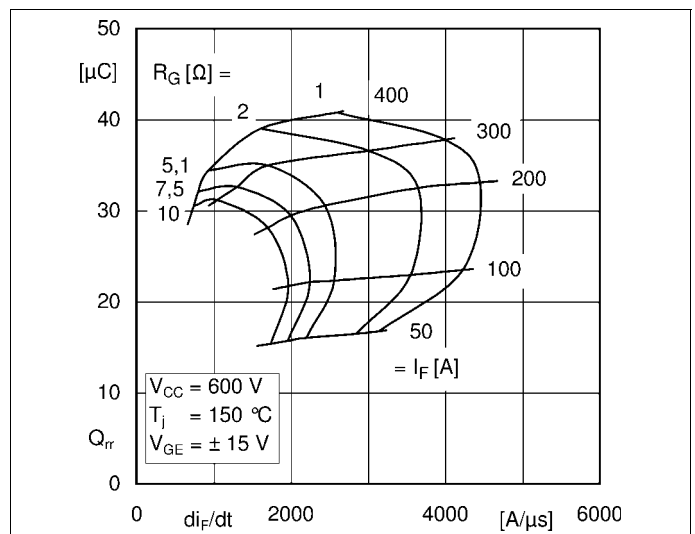
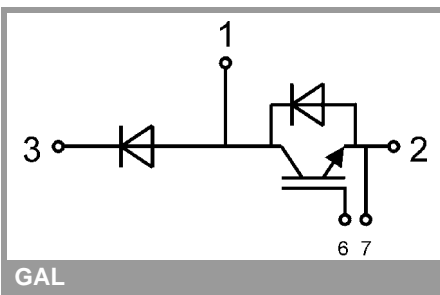


Fig. 12: Typ. CAL diode peak reverse recovery charge



Semitrans 3



This is an electrostatic discharge sensitive device (ESDS), international standard IEC 60747-1, Chapter IX.

This technical information specifies semiconductor devices but promises no characteristics. No warranty or guarantee expressed or implied is made regarding delivery, performance or suitability.